

# Rainbow

## Nursery Maths

A



**Lina Fitriawati**

# Contents

# Syllabus for Activity Book A

**Unit 1** **Fruits** ..... **4**  
 • Numbers 1 to 5

**Unit 2** **My House** ..... **12**  
 • Shapes

**Unit 3** **At School** ..... **20**  
 • Measurement

**Unit 4** **Sports** ..... **28**  
 • Quantities

Unit	Topic	Learning Objectives
<b>1</b> Fruits	<b>Numbers 1 to 5</b>	<ul style="list-style-type: none"> <li>Recognise numerals 1 to 5</li> <li>Trace and write numerals 1 to 5</li> <li>Understand value of numerals 1 to 5 by drawing 1 to 5 objects</li> <li>Count 1 to 5 objects</li> </ul>
<b>2</b> My House	<b>Shapes</b>	<ul style="list-style-type: none"> <li>Identify identical objects</li> <li>Identify objects that do not belong to the group</li> <li>Identify and match similar shapes</li> <li>Match objects to the correct shapes</li> <li>Sort things according to shapes</li> </ul>
<b>3</b> At School	<b>Measurement</b>	<ul style="list-style-type: none"> <li>Identify big and small objects</li> <li>Compare size to learn the concept of big and small</li> <li>Identify tall and short objects</li> <li>Compare height to learn the concept of tall and short</li> <li>Identify long and short objects</li> <li>Compare length to understand the concept of long and short</li> </ul>
<b>4</b> Sports	<b>Quantities</b>	<ul style="list-style-type: none"> <li>Identify sets with the same number of objects</li> <li>Compare numbers to understand the concept of the "same"</li> <li>Compare different numbers to learn the concept of "more" and "fewer"</li> </ul>

Match the stickers of fruits to the fruit stall picture.  
Say the words.



Trace and colour the jackfruits (  ).



How many jackfruits are there altogether? Circle the correct answer.

1 2 3 4 5 jackfruits (  ).

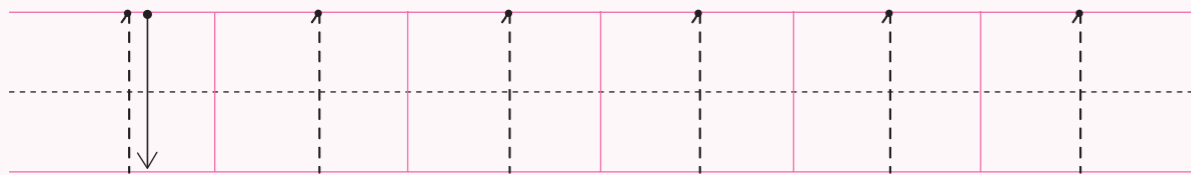
I have **1** passion fruit. Colour the passion fruit.



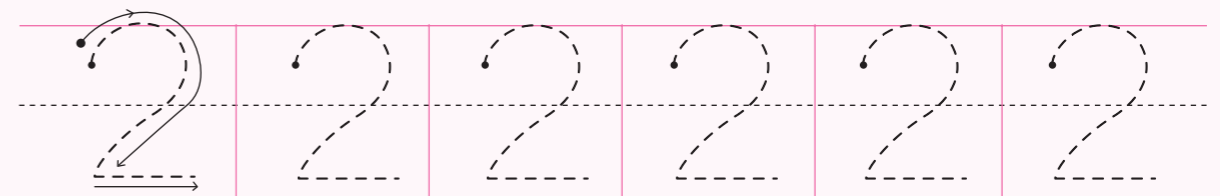
Find **2** dragon fruits in the picture and colour them.



Trace the number 1.



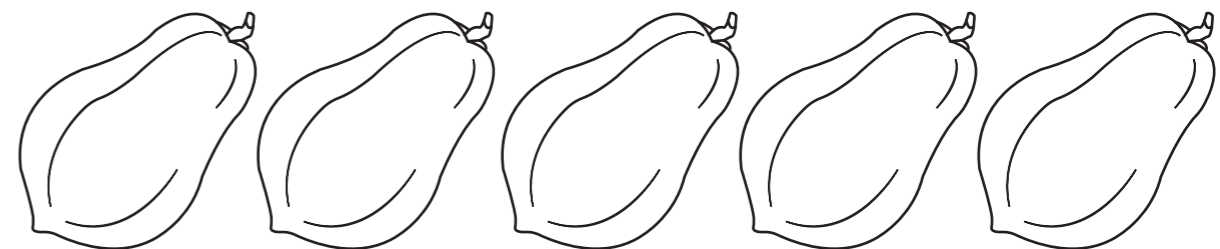
Trace the number 2.




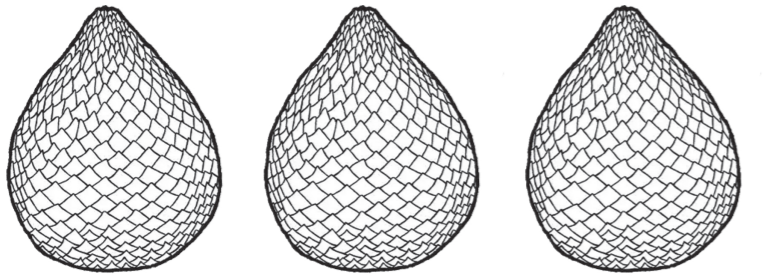
Colour 1 watermelon.







Colour 2 papayas.



Count and circle the correct answer.

	1	2	3
	3	4	5

Count and circle the sets of 4.


Trace the number 3.

Tracing practice for the number 3, showing six dashed outlines of the number 3 on a set of three horizontal lines (top, middle, bottom). The first outline includes arrows and numbers indicating stroke order: a '1' for the top curve and a '2' for the bottom curve.


Trace the number 4.

Tracing practice for the number 4, showing six dashed outlines of the number 4 on a set of three horizontal lines (top, middle, bottom). The first outline includes arrows and numbers indicating stroke order: a '1' for the diagonal line, a '2' for the vertical line, and a '3' for the horizontal crossbar.

Colour 3 oranges.



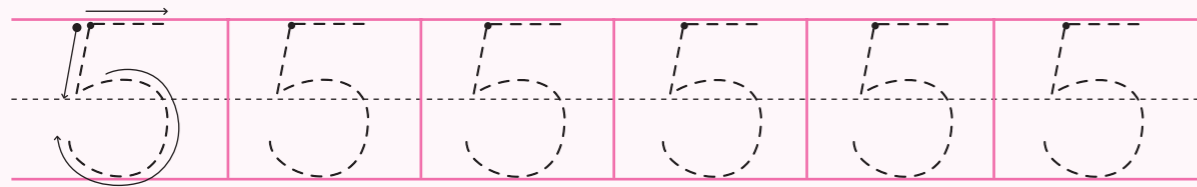
Colour 4 apples.



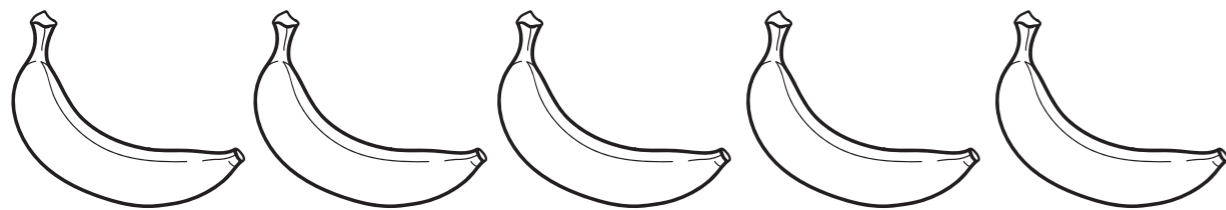
Draw **5** cherries (  ) on the ice-cream. Then, colour them.



Trace the number 5.



Colour 5 bananas.



# Shine Bright

Can you help me get home?

Count the coconuts and write the numbers in the boxes.

